

Certificate of Origin  
**Data Warehouse**  
**Single Administrative Document**  
EDI Messaging  
**Customs Declaration**  
Sanitary & Phyto Certificate  
**Permits & Clearances**



*PHILIPPINE EXPERIENCE IN  
FACILITATING QUARANTINE CLEARANCE  
WITH ELECTRONIC SPS CERTIFICATE*

FRANCIS NORMAN LOPEZ  
President, InterCommerce

# PH Agri-food Import Procedures – Before 2010

- Centralized manual processes done at Head Offices, in Metro Manila
  - Accreditation/registration of importers and cold storage warehouse
  - Submission of application, processing and approval of SPS Import Clearance (SPS/IC)
  - Minimum Access Volume (MAV) allocation and issuance of MAV Import Certificate
  - Request for transfer of delivery of imported meat products to another cold storage warehouse
  - Manually accomplished (hand written) Request for Inspection and issuance of the Veterinary Quarantine, Meat Inspection and Laboratory Certificate and Inspection Report (including verification of SPS Certificates and other import documents)
- Consider 3,400 importers of agri products, average 500 import shipments daily in 51 international ports, with 200 cold storage warehouses

# Challenges in the Manual Processes

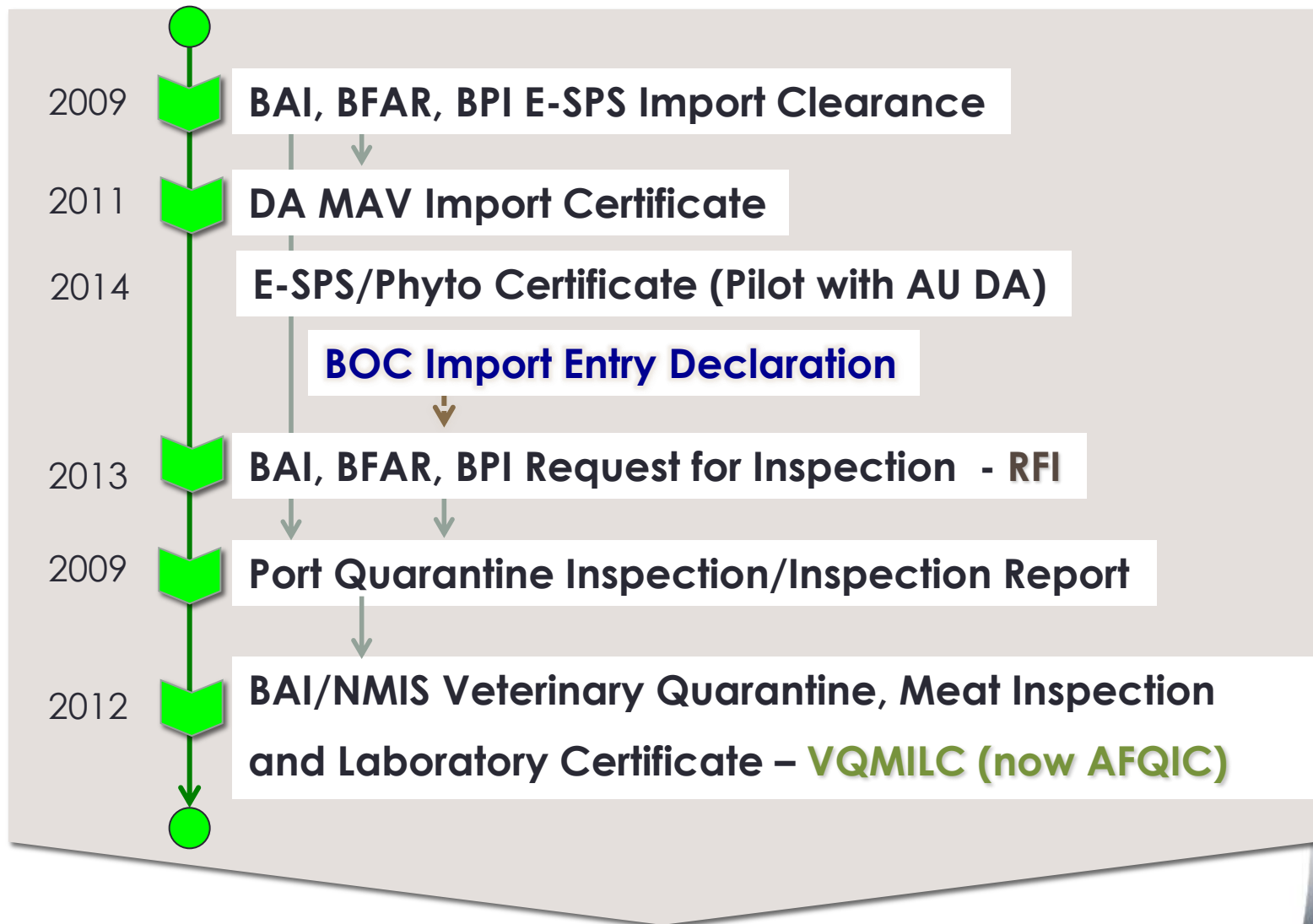
- Qualifying importers, suppliers and exporters for accreditation and registration
- Identification and classification of commodities, products
- Document submission, verification, authentication and storage
  1. Certificate of Product Registration
  2. SPS Import Clearance
  3. MAV Allocation and Import Certificate
  4. SPS Certificates eg Health and Phyto Certificates
  5. Commercial Invoice
  6. AWB/BL
  7. Import Declaration
  8. Request for Inspection
  9. Port Quarantine Inspection Report / Veterinary Quarantine, Meat Inspection and Laboratory Certificate
  10. Certificate of Meat Inspection
- Collection/payment of regulatory fees and issuance of receipts
- Monitoring transport and cargo handling
- Traceability from source to port to consignee to consumer
- Profiling and Risk Management
- Generating timely and accurate reports and statistics



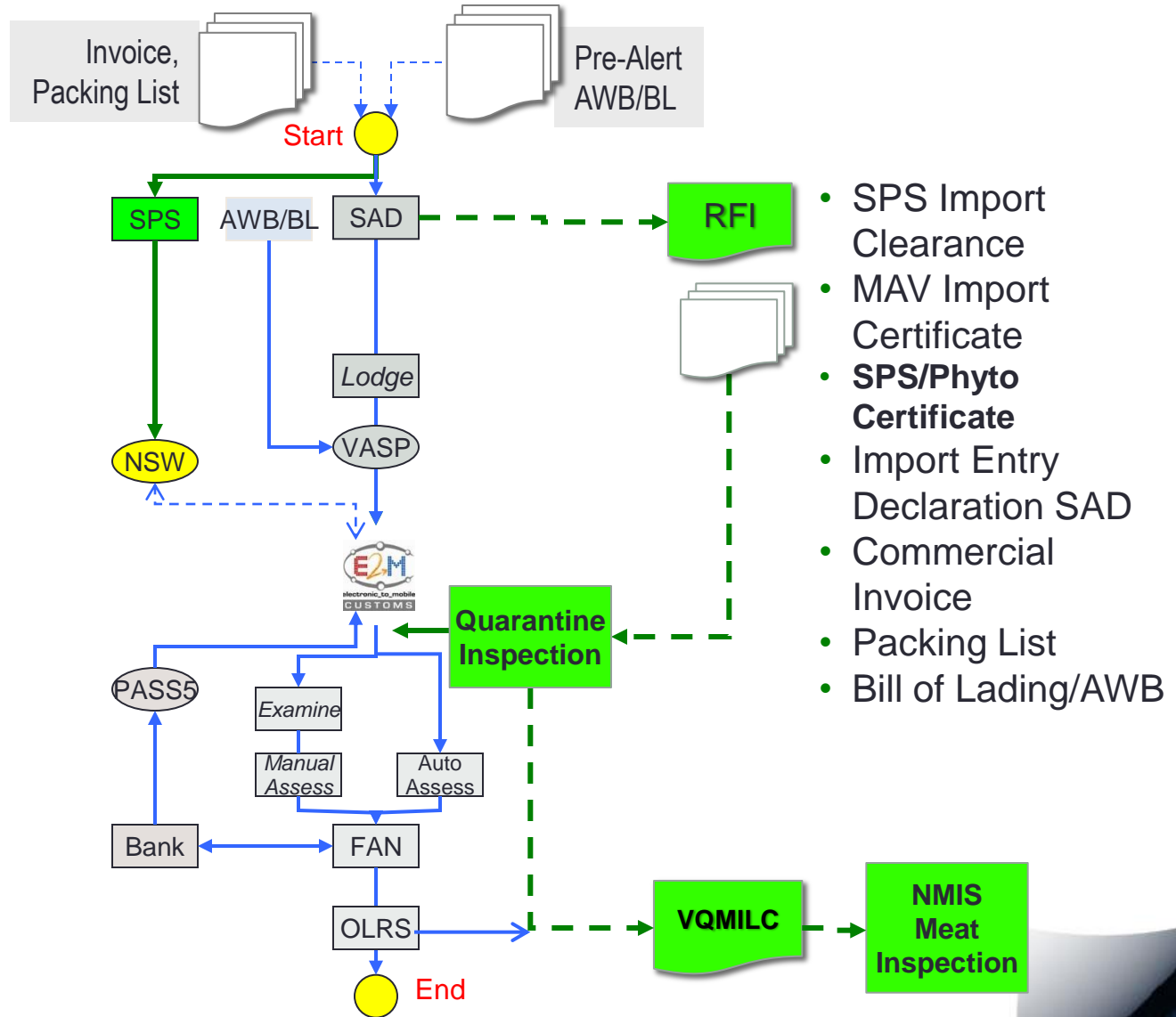
# PH Agriculture Trade System

- Initial implementation on import processes, from import permit to quarantine inspection and clearance, on commodities and products regulated by the Bureau of Animal Industry, the Bureau of Fisheries and Aquatic Resources and the Bureau of Plant Industry
- On-going development since 2008, included the Minimum Access Volume/Import Certificate, receipt of e-SPS Certificate (eSPS), Request for Inspection and the Veterinary Quarantine, Meat Inspection and Laboratory Certificate
- Outsourced to service provider, pay-per-use

# PH Agri Trade System Development Timeline



# Import Clearance, Release



SPS Import Clearance	
1. SPS Import Declaration No.	2. Date Issued
3. Name of Importer	4. Business Address of Importer (Company Name)
5. Name of Consignee	6. Name of Consignee (Company Name)
7. Name of Consignee (Company Name)	8. Name of Consignee (Company Name)
9. Name of Consignee (Company Name)	10. Name of Consignee (Company Name)
11. Name of Consignee (Company Name)	12. Name of Consignee (Company Name)
13. Name of Consignee (Company Name)	14. Name of Consignee (Company Name)
15. Name of Consignee (Company Name)	16. Name of Consignee (Company Name)
17. Name of Consignee (Company Name)	18. Name of Consignee (Company Name)
19. Name of Consignee (Company Name)	20. Name of Consignee (Company Name)
21. Name of Consignee (Company Name)	22. Name of Consignee (Company Name)
23. Name of Consignee (Company Name)	24. Name of Consignee (Company Name)
25. Name of Consignee (Company Name)	26. Name of Consignee (Company Name)
27. Name of Consignee (Company Name)	28. Name of Consignee (Company Name)
29. Name of Consignee (Company Name)	30. Name of Consignee (Company Name)
31. Name of Consignee (Company Name)	32. Name of Consignee (Company Name)
33. Name of Consignee (Company Name)	34. Name of Consignee (Company Name)
35. Name of Consignee (Company Name)	36. Name of Consignee (Company Name)
37. Name of Consignee (Company Name)	38. Name of Consignee (Company Name)
39. Name of Consignee (Company Name)	40. Name of Consignee (Company Name)
41. Name of Consignee (Company Name)	42. Name of Consignee (Company Name)
43. Name of Consignee (Company Name)	44. Name of Consignee (Company Name)
45. Name of Consignee (Company Name)	46. Name of Consignee (Company Name)
47. Name of Consignee (Company Name)	48. Name of Consignee (Company Name)
49. Name of Consignee (Company Name)	50. Name of Consignee (Company Name)
51. Name of Consignee (Company Name)	52. Name of Consignee (Company Name)
53. Name of Consignee (Company Name)	54. Name of Consignee (Company Name)
55. Name of Consignee (Company Name)	56. Name of Consignee (Company Name)
57. Name of Consignee (Company Name)	58. Name of Consignee (Company Name)
59. Name of Consignee (Company Name)	60. Name of Consignee (Company Name)
61. Name of Consignee (Company Name)	62. Name of Consignee (Company Name)
63. Name of Consignee (Company Name)	64. Name of Consignee (Company Name)
65. Name of Consignee (Company Name)	66. Name of Consignee (Company Name)
67. Name of Consignee (Company Name)	68. Name of Consignee (Company Name)
69. Name of Consignee (Company Name)	70. Name of Consignee (Company Name)
71. Name of Consignee (Company Name)	72. Name of Consignee (Company Name)
73. Name of Consignee (Company Name)	74. Name of Consignee (Company Name)
75. Name of Consignee (Company Name)	76. Name of Consignee (Company Name)
77. Name of Consignee (Company Name)	78. Name of Consignee (Company Name)
79. Name of Consignee (Company Name)	80. Name of Consignee (Company Name)
81. Name of Consignee (Company Name)	82. Name of Consignee (Company Name)
83. Name of Consignee (Company Name)	84. Name of Consignee (Company Name)
85. Name of Consignee (Company Name)	86. Name of Consignee (Company Name)
87. Name of Consignee (Company Name)	88. Name of Consignee (Company Name)
89. Name of Consignee (Company Name)	90. Name of Consignee (Company Name)
91. Name of Consignee (Company Name)	92. Name of Consignee (Company Name)
93. Name of Consignee (Company Name)	94. Name of Consignee (Company Name)
95. Name of Consignee (Company Name)	96. Name of Consignee (Company Name)
97. Name of Consignee (Company Name)	98. Name of Consignee (Company Name)
99. Name of Consignee (Company Name)	100. Name of Consignee (Company Name)

# Import Permit Procedure

## Manual (5 - 10 Work days)

- Submission to agency head office
  - Application form
  - Support documents (Pro-forma Invoice, Certificate of Product Registration, etc.)
- Agency processing
  - Register receipt of documents
  - Verification of importer
  - Review of permit application and support documents
  - Qualify list of products
  - Stipulation of conditions for importation and endorsement for approval
  - Approval
- Payment of import permit fee and issuance of official receipt
- Issuance of the Import Permit
- Importer transmission to supplier (Import permit valid at the time of shipment from origin)

## Electronic (0.5 – 1 Calendar day)

- Preparatory Activities
  - Registration of authorized importer
  - Online submission of list of products to pre-qualify for importation; Online approval by agency
  - Remittance of advance payment/deposits
- Online encoding into web form and submission with attached scanned support documents
  - Application restricted to pre-qualified products
  - Compliance to mandatory data
- Agency processing
  - Auto date and time stamp on receipt
  - Automated data validation
  - Online review of support documents
  - Online Endorse with pre-defined conditions
  - Auto-debit payment of fees
  - Online approval
  - Automated transmission to NSW
- Online download of import permit
- Printing, electronic transmission to supplier



# Agriculture Quarantine Clearance Procedure

## Manual Request for Inspection (RFI) and Clearance

- Submission of RFI to agency office at Port of discharge
  - Request for Inspection (RFI)
  - Support documents (SPS Certificate, Import Clearance, Commercial Invoice, AWB/BL, Packing List, Import Declaration, etc.)
  - Payment of Inspection Fee
- Agency Processes at the Port
  - Verification of RFI and support documents
  - Conduct of commodity inspection
  - Determine final destination of importation
  - Preparation and submission of Inspection Report
  - Preparation and transmission of Veterinary Quarantine, Meat Inspection and Laboratory Certificate to the National Meat Inspection Service (NMIS)
  - Issuance of Quarantine Clearance for delivery to cold storage warehouse
- NMIS 100% inspection of goods; conduct laboratory tests, if necessary
- Application and issuance of the Certification of Meat Inspection (COMI), as requisite to the release of imported meat and meat products

## Data Requirements

- RFI data
  - Import Clearance reference number
  - Commercial Invoice data: reference number, invoice date, supplier name item description, quantity, unit of measure, value
  - Shipper data: name, address, meat establishment reference number, etc.
  - SPS Certificate data: reference number, date, issuing agency, Certification issued
  - Shipping data: AWB/BL number, item description, quantity, weight, container number
  - Final destination, i.e., cold storage warehouse
- Proof of payment of fees
  - Agency receipt number, date, payor, amount paid
  - NMIS receipt number, date, payor, amount paid
- Quarantine inspection data
  - Findings per container, e.g., actual condition of goods
- Meat Inspection data
  - Findings upon inspection



# Import Workflows



PNSW




DOF  
NEDA  
BAI



Quarantine Inspection VQMILC  
Meat Inspection VQMILC  
COMI Local Transfer Permit

Accreditation SPS Import Clearance MAV Import Certificate E-SPS Certificate From Origin TEC Import Entry Declaration eRFI



DA (CSW),  
BAI, NMIS  
MAV, BOC

BAI,  
BFAR,  
BPI

DA MAV

OGA  
(Origin)

AU DA

BOC

BAI,  
BFAR,  
BPI

BAI  
BFAR,  
BPI

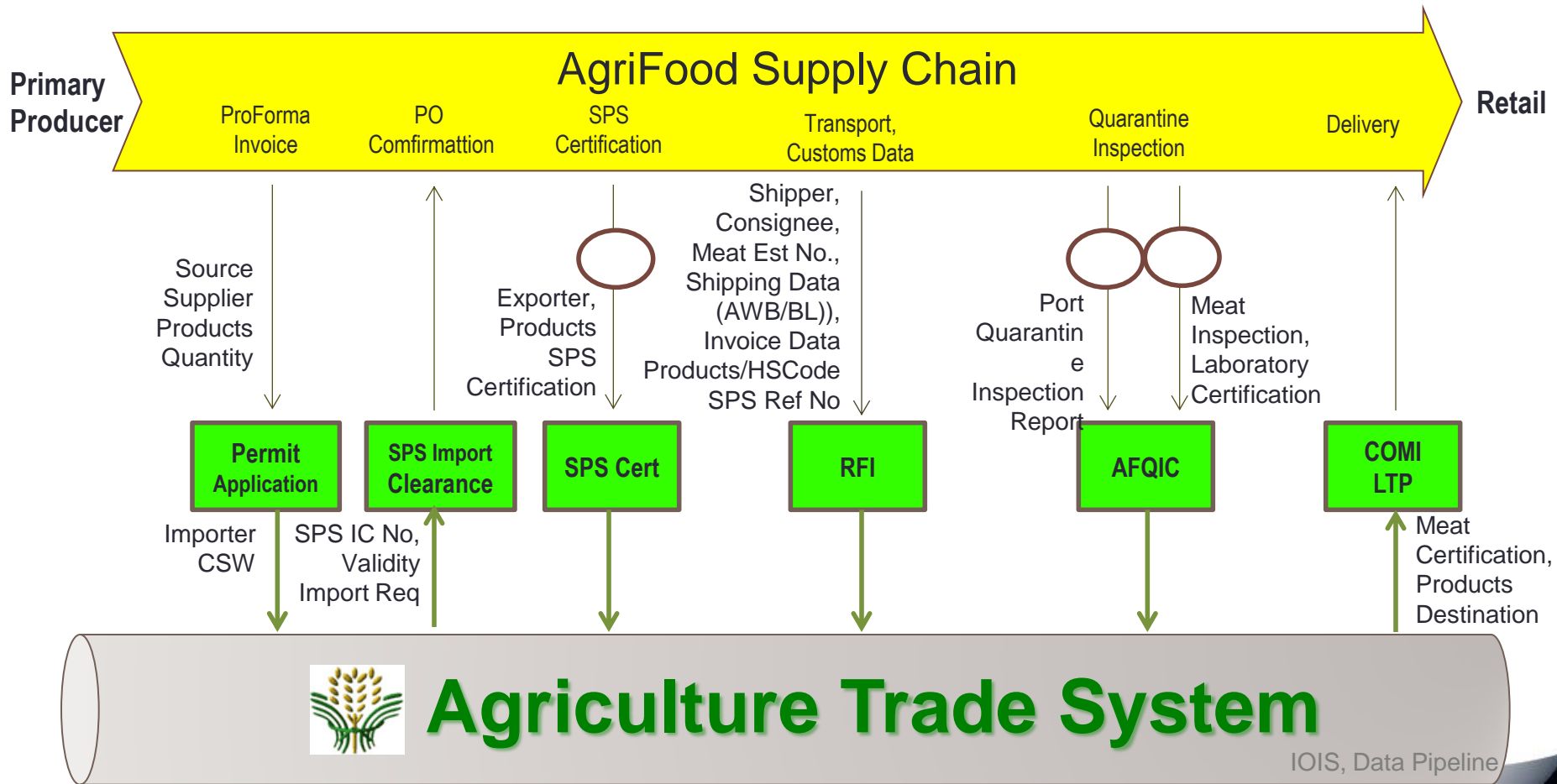
NMIS

NMIS, BAI

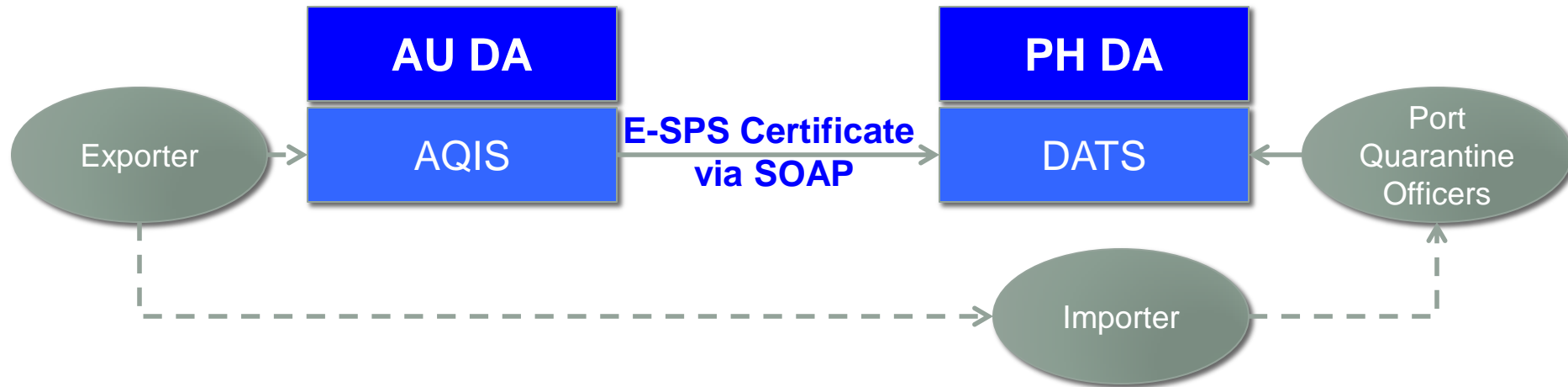


**Agriculture Trade System**

# Import Processes and Traceability

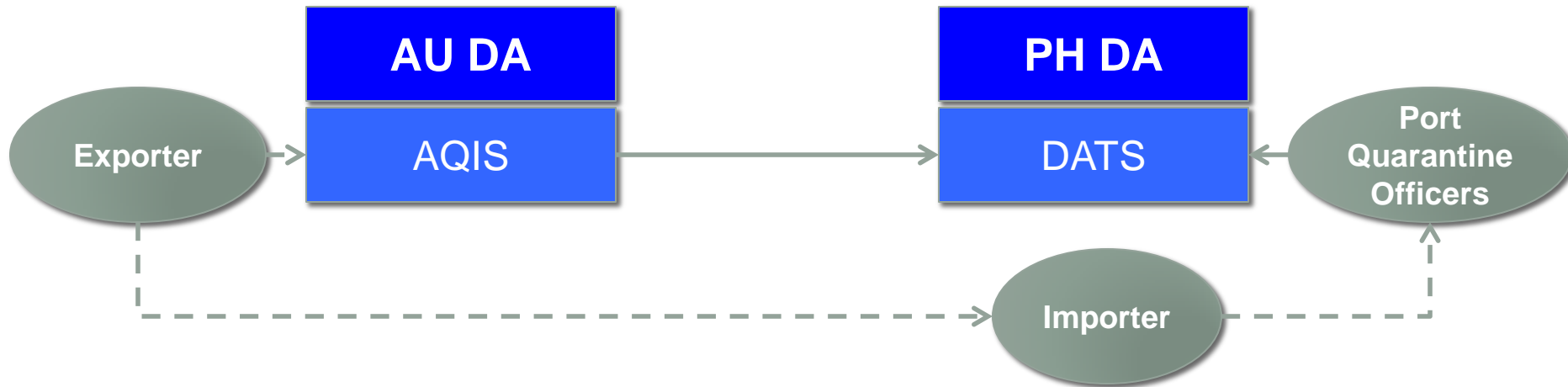


# Pilot E-SPS Exchange: AU to PH



- AU DA issues the SPS/Health Certificate to exporter; said Certificate is forwarded to the importer, and subsequently submitted to the Port Quarantine Officer for clearance of goods
- AU DA using AQIS transmits the e-SPS/Health Certificate to PH DA Trade System
- E-SPS Cert is match with the e-SPS Import Clearance/Permit for advance verification on compliance to import requirements; and upon arrival of goods, with the e-Request for Inspection to verify the SPS Cert vis-à-vis the e-SPS Cert

# Pilot E-SPS Exchange: Benefits



## Origin Country

- Buyer is authorized to import products
- Specific conditions for importation
- Advance notification on Certification; replacement if necessary, prior to arrival of goods
- Facilitate import quarantine clearance
- Eliminate paper Certification

## Destination Country

- Advanced notification and verification of Certificate
- Eliminate fraudulent Certificates
- Facilitate quarantine clearance, eliminating delays resulting from retro-verification of Certificate
- Reduced cost

# Summary

*The E-SPS not only enhance compliance to the intent of the WTO SPS Agreement, but should aim to facilitate agri-food trade by adopting workflows to ensure compliance of certification to quarantine regulations, specifically providing transparency in import requirements, authorization of consignee to import commodities, data integrity of issued certification, verification of certification prior to arrival of cargo and quarantine inspection.*